



Click here to
view all our
free products



Click here to
view all our
free products



Adolescent (Boy)

Version 1.0

16 images per page

About Visual Aids for Learning

Visual Aids for Learning is a company that develops images to streamline and support learning, empowering people to participate and achieve independence.

The free downloads are supported from revenue generated by online advertising on our website. We encourage you to visit our website often as we are continually updating these products and adding new images.

www.visualaidforlearning.com

How to make your kit

1. Print this document (we recommend using 180—200 gsm matt card)
2. Cut out each individual card using the grey lines as a guide.

Tips

- For greater durability you may consider laminating each individual card.
- For greater permanency, you may consider placing a Velcro “button” on the back of each card and a Velcro strip on the surface where you want the cards to be displayed.

How to use this kit

For suggestions on how to use these visuals, you can download an instruction booklet from our website.

Copyright and allowable uses

This product is supplied free of charge. You may print, use and distribute as many hard copies of this product as you wish. You may also store, copy and distribute as many electronic copies of this product as you wish. We encourage you to email this PDF file as often as you like to as many people as you think may benefit from it.

However, you may **not** sell this product or any of it's content. All the images are protected under international copyright and remain the property of Visual Aids for Learning.

I want to touch myself




© Visual Aids for Learning
www.visualaidsonline.com

think about a pretty girl



© Visual Aids for Learning
www.visualaidsonline.com

watching TV see a pretty girl



© Visual Aids for Learning
www.visualaidsonline.com

dream about a pretty girl



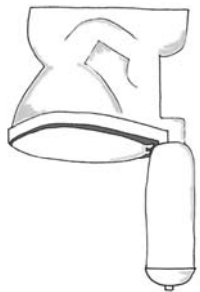
© Visual Aids for Learning
www.visualaidsonline.com

I go to a private place - my bedroom



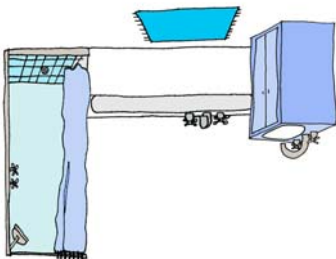
© Visual Aids for Learning
www.visualaidsonline.com

I go to a private place - toilet



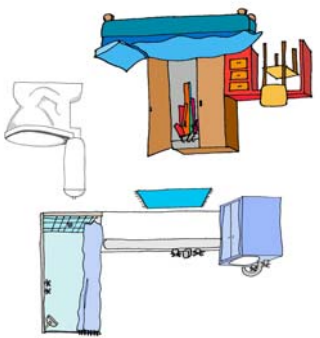
© Visual Aids for Learning
www.visualaidsonline.com

I go to a private place - bathroom



© Visual Aids for Learning
www.visualaidsonline.com

go to a private place



© Visual Aids for Learning
www.visualaidsonline.com

© Visual Aids for Learning
www.visualaidsonline.com



put tissues in bin

© Visual Aids for Learning
www.visualaidsonline.com



wipe self with tissues

© Visual Aids for Learning
www.visualaidsonline.com



go to toilet use toilet paper

© Visual Aids for Learning
www.visualaidsonline.com



shut the door

© Visual Aids for Learning
www.visualaidsonline.com



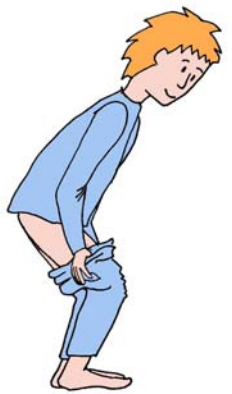
wash hands

© Visual Aids for Learning
www.visualaidsonline.com



change the sheets

© Visual Aids for Learning
www.visualaidsonline.com



change pyjamas

© Visual Aids for Learning
www.visualaidsonline.com